



GREAVES

SERVICE ENTRANCE

PARALLEL ALUMINUM CLAMPS

Splice or tap for service entrance connection

Cast aluminum body with galvanized or stainless steel hardware

PAC SERIES

NAED NUMBER	CATALOG NUMBER	CONDUCTOR RANGE		FIG.	CTN QTY	EST. SHIPPING	
		MAIN	TAP			WEIGHT (lbs)	UNIT
15101	PAC 4010	4/0 - 1/0	1/0 - 8	1	25	6.51	CTN
15102	PAC 4040	4/0 - 2	4/0 - 2	2	20	9.06	CTN

Pre-filled with oxide-inhibitor and individually bagged.

15111	PAC 4010-X	4/0 - 1/0	1/0 - 8	1	20	7.26	CTN
15112	PAC 4040-X	4/0 - 2	4/0 - 2	2	10	5.76	CTN

Bronze clamps available, consult factory.

Dual-Rated

Bug•Lug™ oxide-inhibitor is recommended for all aluminum terminations



Figure 1



Figure 2

PARALLEL ALUMINUM CLAMPS

Splice or tap for service entrance connection


Extruded aluminum body

High-stress anodized aluminum bolt with integral washer

Pre-filled with oxide-inhibitor and individually bagged

PAC-X SERIES

NAED NUMBER	CATALOG NUMBER	CONDUCTOR RANGE		BOLT SIZE	DIMENSIONS		CTN QTY	EST. SHIPPING	
		GROOVE A	GROOVE B		L	W		WEIGHT (lbs)	UNIT
15211	PAC20-X	2/0STR-6SOL 2/0-#6ACSR	2/0STR-6SOL 2/0-#6ACSR	3/8	1.37	1.61	10	2.66	CTN
15212	PAC40-X	4/0STR-2SOL 4/0-#4ACSR	4/0STR-2SOL 4/0-#4ACSR	3/8	1.50	1.97	10	4.06	CTN



Dual-Rated


RUS Approved



SERVICE ENTRANCE

H-TYPE ALUMINUM COMPRESSION TAPS

Aluminum compression tap or splice connector for service drop, secondary or primary tap
 Seven Connector Program accommodates a wide range of wire sizes
 Accepts combinations of alum-alum or alum-copper conductors
 Manufactured of high-conductivity aluminum extrusion
 Pre-coated with oxide-inhibitor on contact surfaces
 Marked with wire size, die code, and crimp locations
 Install with standard hydraulic compression tool and die indicated
 Fold-in tabs provide positive interlock as die closes



SEH SERIES

NAED NUMBER	CATALOG NUMBER	CODE	WIRE TYPE	STANDARD COND		COMPACT		DIE INDEX	CTN QTY	EST. SHIPPING	
				SIDE A	SIDE B	SIDE A	SIDE B			WEIGHT (lbs)	UNIT
15312	SEH1-22	1	ACSR	1-6	1-6	2-6	2-6	O	20	1.6	CTN
			STR	2-6	2-6	2-6	2-6				
			SOL	2-6	2-6	--	--				
15322	SEH2-201	2	ACSR	1/0-3	2-6	1/0-2	1-6	O	20	1.6	CTN
			STR	2/0-3	1-6	2/0-2	1-6				
			SOL	2/0-1	1/0-6	--	--				
15333	SEH3-301	3	ACSR	2/0-1/0	2-6	3/0-2/0	1-6	D	10	3.2	CTN
			STR	3/0-2/0	1-6	3/0	1-6				
			SOL	4/0-3/0	1/0-6	--	--				
15343	SEH4-3020	4	ACSR	2/0-1	2/0-1	3/0-1/0	2/0-1/0	D	10	3.5	CTN
			STR	3/0-1	2/0-1	3/0-1/0	3/0-1/0				
			SOL	4/0-2/0	3/0-2/0	--	--				
15354	SEH5-401	5	ACSR	4/0-3/0	2-6	4/0	1-6	D	10	1.0	CTN
			STR	4/0	1-6	250-4/0	1-6				
			SOL	300-250	1/0-6	--	--				
15364	SEH6-4020	6	ACSR	4/0-3/0	2/0-1	4/0-3/0	2/0-1/0	D	10	1.3	CTN
			STR	4/0-3/0	2/0-1	250-4/0	3/0-1/0				
			SOL	--	3/0-2/0	--	--				
15374	SEH7-4040	7	ACSR	4/0-3/0	4/0-3/0	4/0-3/0	4/0-3/0	D	10	1.6	CTN
			STR	4/0-3/0	4/0-3/0	250-4/0	250-4/0				
			SOL	--	--	--	--				

Sizes shown are the most typical. Other sizes available, consult factory.



SERVICE ENTRANCE

COMPRESSION SPLICES ALUMINUM SLEEVES – NYLON INSULATED

Aluminum compression splices for overhead distribution service drop
 Accepts combinations of alum-alum or alum-copper conductors
 Tough nylon insulation is anchored to jacket to resist installing tool pressure
 Manufactured of high-conductivity aluminum extrusion
 Pre-filled with oxide-inhibitor
 End caps keep barrels clean and are easily pierced with conductor
 Marked with wire size, wire color code, die code, and crimp locations
 Install with standard hydraulic compression tool with
 appropriate 5/8 or 840 die
 Meets ANSI C119.4 Class A-3 requirements



Figure 1
Length = 2⁷/₈



Figure 2
Length = 5¹/₂

SEN SERIES

NAED NUMBER	CATALOG NUMBER	END A			END B			DIE	FIG.	CTN QTY	EST. SHIPPING	
		ACSR	AL & CU	COLOR	ACSR	AL & CU	COLOR				WEIGHT (lbs)	UNIT
15466	SEN66	6	6STR-4SOL	BLUE	6	6STR-4SOL	BLUE	5/8 BG U-BG	1	50	4.5	CTN
15446	SEN46	4	4STR-2SOL	ORANGE	6	6STR-4SOL	BLUE			50	4.0	CTN
15444	SEN44		4STR-2SOL		ORANGE	50	3.5			CTN		
15416	SEN16	2	2-1STR	RED	6	6STR-4SOL	BLUE			50	3.0	CTN
15414	SEN14		2-1STR		ORANGE	50	2.4			CTN		
15411	SEN11		2-1STR		RED	50	2.3			CTN		
15410	SEN101	1/0, 1	1/0STR	YELLOW	2	2-1STR	RED			25	7.0	CTN
15430	SEN304	--	3/0STR	BLACK	4	4STR-2SOL	ORANGE	840	2	25	6.0	CTN
15420	SEN204	--	2/0STR	GRAY	4	4STR-2SOL	ORANGE			25	5.8	CTN
15422	SEN2020	--	2/0STR			2/0STR	GRAY			25	5.5	CTN
15440	SEN404	--	4/0STR	PINK	4	4STR-2SOL	ORANGE			10	2.4	CTN
15441	SEN401		4/0STR		2	1-2STR	RED			10	2.1	CTN
15442	SEN4020		4/0STR		--	2/0STR	GRAY			10	2.2	CTN
15445	SEN4040		4/0STR		--	4/0STR	PINK	10	1.8	CTN		

Sizes shown are the most typical. Other sizes available upon request.

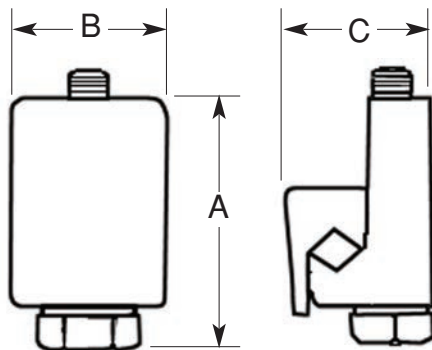



SERVICE ENTRANCE

Copper wire only
600V

WISE GRIP CONNECTOR

Use as splice or tap
For grounding to flat bar with one or two conductors
Lay-in (side-entry) for easy installation
V-groove aligns conductors
Heavy construction for excellent heat dissipation
Interlock design for resistance to vibration
High-strength silicon bronze body with stainless-steel hex head bolt



GVC SERIES

NAED NUMBER	CATALOG NUMBER	CONDUCTOR RANGE		DIMENSIONS APPROX (IN)			BOLT		CTN QTY	EST. SHIPPING	
		MAX 2 WIRE	MIN 1 WIRE	A	B	C	SIZE (IN)	HEAD		WEIGHT (lbs)	UNIT
15506	GVC6	6SOL-8STR	6SOL-8STR	7/8	5/8	3/4	1/4	3/8 SLOTTED	30	2.0	CTN
15504	GVC4	4STR	4SOL	1 ¹ / ₈	3/4	13/16	15/16	9/16	25	3.1	CTN
15503	GVC3	3STR - 2SOL	2SOL	1 ³ / ₈	13/16	15/16	15/16	9/16	20	4.3	CTN
15502	GVC2	2STR	2SOL	1 ³ / ₈	13/16	15/16	15/16	9/16	15	3.2	CTN
15510	GVC10	1/0STR	2STR	1 ⁵ / ₈	13/16	1	15/16	9/16	10	2.1	CTN
15520	GVC20	2/0STR-3/0SOL	2/0STR	2	7/8	1 ¹ / ₄	3/8	9/16	10	3.6	CTN
15540	GVC40	4/0STR	4/0SOL	2 ¹ / ₈	1	1 ³ / ₈	3/8	9/16	6	2.7	CTN
15535	GVC350	350 KCMIL	350 KCMIL	3	1 ¹ / ₄	1 ³ / ₄	1/2	3/4	5	2.8	CTN

Available with shear-head bolt to assure proper torque and tamper-proof installation; add "-H" to Cat. No. and contact factory for availability.
Available tin-plated; add "-P" to Catalog No. and contact factory for availability.